

THE NEW COLLEGE (Autonomous)
Chennai – 600 014. Tamil Nadu
(Sponsored by the Muslim Educational Association of Southern India)

Affiliated to University of Madras, Chennai

&

Accredited with “A” Grade by NAAC

Email: thenewcollege600014@gmail.com;

principal@thenewcollege.in;

iqacnc@thenewcollege.in



Annual Quality Assurance Report (AQAR) of the IQAC

Submitted to
National Assessment & Accreditation Council (NAAC),
Bangalore– 560072.

2016 – 2017

The Annual Quality Assurance Report (AQAR) – 2016 -2017

The Annual Quality Assurance Report (AQAR) of the IQAC

Part – A

1. Details of the Institution

1.1 Name of the Institution	:	THE NEW COLLEGE (Autonomous), CHENNAI – 600014.
1.2 Address Line 1	:	Associations Gardens
Address Line 2	:	New No: 147, Old No: 87, Peters Road, Royapettah.
City/Town	:	Chennai
State	:	Tamil Nadu
Pin Code	:	600 014.
Institution e-mail address	:	thenewcollege600014@gmail.com principal@thenewcollege.in
Contact Nos.	:	+91 44 28351269 / +91 44 28350386
Name of the Head of the Institution	:	Dr. Major Zahid Husain
Tel. No. with STD Code	:	+91 44 28350297
Mobile	:	+91 9444268753
Name of the IQAC Coordinator	:	Mr. S. A. Sheik Mohamed
Mobile	:	+91 94873 51772
IQAC e-mail address	:	iqacnc@thenewcollege.in smengnew@gmail.com
1.3 NAAC Track ID	:	TNCOGN11128
1.4 NAAC Executive Committee No. & Date:	:	EC(SC)/15/A&A/15.3 dated 25/05/2016

The Annual Quality Assurance Report (AQAR) – 2016 -2017

1.5 Website address : www.thenewcollege.in

Web-link of the AQAR :

<http://www.thenewcollege.in/IQAC/AQAR-2016-2017.pdf>

1.6 Accreditation Details

Sl. No.	Cycle	Grade	CGPA	Year of Accreditation	Validity Period
1	1 st Cycle	B++	82.65%	2004	5 years
2	2 nd Cycle	A	3.18	2010	5 Years
3	3 rd Cycle	A	3.08	2016	5 Years

1.7 Date of Establishment of IQAC : 05/04/2004

1.8 Details of the previous year's AQAR submitted to NAAC after the latest Assessment and Accreditation by NAAC

1. AQAR 2010-2011 : 11/05/2015
2. AQAR 2011-2012 : 12/05/2015
3. AQAR 2012-2013 : 18/05/2015
4. AQAR 2013-2014 : 21/05/2015
5. AQAR 2014-2015 : 09/09/2015
6. AQAR 2015-2016 : 26/08/2016

1.9 Institutional Status

University :

State Central Deemed Private

Affiliated College Yes No

Constituent College Yes No

Autonomous college of UGC Yes No

Regulatory Agency approved Institution Yes No

The Annual Quality Assurance Report (AQAR) – 2016 -2017

Type of Institution

Co-education - Men Women* -

* Co-Education in M.Phil & Ph.D Programmes

Financial Status

Grant-in-aid - UGC 2(f) UGC 12B

Grant-in-aid + Self Financing Totally Self-financing -

1.10 Type of Faculty/Programme

Arts Science Commerce Law -

PEI (Phys Edu) - TEI (Edu) - Engineering -

Health Science - Management

Others (Specify)

1.11 Name of the Affiliating University:

University of Madras, Chennai-6000 05.

1.12 Special status conferred by Central/ State Government— UGC/CSIR/DST/DBT/ICMR etc

Autonomy by State/Central Govt. / University

University with Potential for Excellence -

DST Star Scheme -

UGC-Special Assistance Programme

UGC-Innovative PG programmes -

UGC-COP Programmes -

UGC-CPE - UGC-CE - DST-FIST - any others specify -

The Annual Quality Assurance Report (AQAR) – 2016 -2017

2. IQAC Composition and Activities

2.1 No. of Teachers	:	24
2.2 No. of Administrative/Technical staff	:	02
2.3 No. of students	:	02
2.4 No. of Management representatives	:	01
2.5 No. of Alumni	:	02
2.6 No. of any other stakeholder and Community representatives	:	01
2.7 No. of Employers/ Industrialists	:	01
2.8 No. of other External Experts	:	01
2.9 Total No. of members	:	33
2.10 No. of IQAC meetings held	:	08 Meetings

2.11 No. of meetings with various stakeholders:

Total No	<input type="text" value="08"/>		
Teaching /Non-Teaching Staff	<input type="text" value="6"/>	Students	<input type="text" value="2"/>
Alumni	<input type="text" value="-"/>	Others	<input type="text" value="-"/>

2.12 Has IQAC received any funding from UGC during the year?

Yes No

If yes, mention the amount

The Annual Quality Assurance Report (AQAR) – 2016 -2017






2.13 Seminars and Conferences (only quality related)

(i) No. of Seminars/Conferences/ Workshops/Symposia organized by the IQAC

Total Nos. International National
State Institution Level

(ii) Themes

2.14 Significant Activities and contributions made by IQAC

-  The Under Graduate Labs of the Department of Chemistry renovated
-  Enrollment of faculty in Research programmes
-  Campus discipline improved
-  Late coming curbed
-  Conduct of Examination, Evaluation and Publication of Results improved

2.15 Plan of Action by IQAC/Outcome

Plan of Action	Achievements
Task Oriented Text Books for Foundation English	A new book entitled “New Focus” published by the PG & Research Department of English with more tasks to develop the communication skills of the students. Features like QR Codes, Audio and Video books to the text have enhanced the interest among the students.
NO IDENTITY CARD NO ENTRY	Better campus discipline and prevention of outsiders entry into the campus
Conduct of Examinations	Student’s seat numbers are sent via Short Message Service (SMS) and also posted on the college website one and half hours before the commencement of examination. Sealed Question packets are sent to the halls to be open in front of the students More examiners are invited for evaluation work to quicken the publication of results
Student’s Vehicle Parking	Security Guards stationed at the student’s two wheeler parking to streamline parking of vehicles.

*** Annexure - I -Academic Calendar of the year**

The Annual Quality Assurance Report (AQAR) – 2016 -2017

2.16 Whether the AQAR was placed in statutory body

	Yes	<input checked="" type="checkbox"/>	No	<input type="checkbox"/>
Management		<input checked="" type="checkbox"/>	Syndicate	<input type="checkbox"/>
Any other body		<input type="checkbox"/>		

Provide the details of the action take

The management approved AQAR and promise to provide the necessary infrastructures needed for the improvement of the college.

Part – B

Criterion – I

1.1 Details about Academic Programmes

Level of the Programme	Number of existing Programmes	Number of programmes added during the year	Number of self-financing programmes	Number of value added / Career Oriented programmes
PhD	8	-	-	-
PG	7	-	5	-
UG	14	-	10	-
PG Diploma	-	-	-	-
Advanced Diploma	1	-	-	-
Diploma	1	-	-	-
Certificate	2	-	-	-
Others	7	-	-	-
M.Phil				
Total	40	-	15	-
Interdisciplinary	-	-	-	-
Innovative	-	-	-	-

1.2 (i) Flexibility of the Curriculum: CBCS/Core/Elective option / Open options

(ii) Pattern of programmes:

Pattern	Number of programmes
Semester	36
Trimester	-
Annual	9

The Annual Quality Assurance Report (AQAR) – 2016 -2017

1.3 Feedback from stakeholders*

Alumni Parents Employers Students
(On all aspects)

Mode of feedback:

Online Manual Co-operating schools (for PEI)

**Please provide an analysis of the feedback in the Annexure*

1.4 Whether there is any revision/update of regulation or syllabi, if yes, mention their salient aspects.

The Syllabus is revised and updated at least once in three years. This academic year the Board of Studies of the respective departments revised the first year syllabi of UG and PG programmes.

All the departments revised their syllabi during the academic year (2016-2017) keeping in view with the needs of the Job Markets. Soft skills paper is replaced with Employability Skills and for the benefit of all the students it is taught in the first year, two hours a week. Weightage is given to communication and presentation skills.

The Board of Studies consists of:

- Head of the Department / Convener
- One Expert nominated by the University
- Two subject experts from other colleges
- One expert Alumnus
- All the teachers of the department

1.5 Any new Department/Centre introduced during the year. If yes, give details.

-

Criterion – II

2. Teaching, Learning and Evaluation

2.1 Total No. of permanent faculty

Total	Asst. Professors	Associate Professors	Professors	Others
132	80	52	-	-

2.2 No. of permanent faculty with Ph.D. - 82

The Annual Quality Assurance Report (AQAR) – 2016 -2017

2.3 No. of Faculty Positions Recruited (R) and Vacant (V) during the year

Asst. Professors		Associate Professors		Professors		Others		Total	
R	V	R	V	R	V	R	V	R	V
9	13	-	-	-	-	-	-	9	13

2.4 No. of Guest and Visiting faculty and Temporary faculty:

Guest Faculty	:	-
Visiting faculty	:	1
Temporary faculty	:	122 (Shift - I : 38 in Self-financing) (Shift - II : 84 in Self-financing)

2.5 Faculty participation in conferences and symposia:

No. of Faculty	International level	National level	State level
Attended Seminars/ Workshops	20	90	17
Presented papers	14	50	3
Resource Persons	2	18	17

2.6 Innovative processes adopted by the institution in Teaching and Learning:

1. Prescribed Texts and study materials are sent through whatsapp.
2. QR Code printed on the text books.
3. Library facilities improved and upgraded to facilitate learning.
4. Jaws software for visually challenged students installed and made available.

2.7 Total No. of actual teaching days during this academic year:

184 Days

2.8 Examination/ Evaluation Reforms initiated by the Institution (for example: Open Book Examination, Bar Coding, Double Valuation, Photocopy, and Online Multiple Choice Questions):

- ✓ Online Exam application and hall ticket generation.
- ✓ Online fee payment, Exam Seat allotments sent through SMS and also posted on the website.

The Annual Quality Assurance Report (AQAR) – 2016 -2017

- ✓ Multiple Choice Questions (MCQ) with OMR sheets for foundation English at CIA Level and Environmental Studies at End Semester level.
- ✓ More examiners are invited for evaluation work which helps to publish the results quickly

2.9 No. of faculty members involved in curriculum restructuring / revision / syllabus development as member of Board of Study/Faculty/Curriculum Development workshop:

255 faculties

2.10 Average percentage of attendance of students : 75 %

2.11 Course/Programme wise distribution of pass percentage

Title of the Programme	Total no. of students appeared	Exemplary	Distinction	I	II	III	Total No. of students Passed	% Pass
B.A – Historical Studies	21			3	8	5	16	76.19
B.A – Sociology	19		2	3	6		11	57.89
B.A – Economics	44		1	9	19	2	31	70.45
B.A – English	38			2	17	18	37	97.37
B.A – Arabic	33	1	2	16	4		23	69.70
B.Com Corporate Secretaryship	131		2	34	85	3	124	94.57
B.Com – General	250		3	105	115	6	229	93.75
B.Com Bank Management	38		1	12	13		26	68.42
B.Com ISM	39			17	9		26	66.67
B.Sc – Mathematics	52			15	19	2	36	69.23
B.Sc – Physics	60	2	2	6	16	2	28	46.67
B.Sc – Chemistry	78			14	17		31	39.74
B.Sc – Plant Biology & Biotechnology	25		1	2	2		5	20.00
B.Sc – Advanced Zoology & Biotechnology	39	1	1	11	12	2	27	69.23
B.Sc – Computer Science	168		16	100	22		138	80.20
B.Sc – Biotechnology	8		2	5			7	87.50
BBA Business Administration	110			13	58	14	85	77.27
B.C.A	119		3	60	30		93	78.15
Total	1272	4	36	427	452	54	973	76.49

The Annual Quality Assurance Report (AQAR) – 2016 -2017

Title of the Programme	Total no. of students appeared	Distinction	I	II	Total No. of students Passed	% Pass
M.A – Historical Studies	3		2	1	3	100.00
M.A – Economics	13		13	-	13	100.00
M.A – English	20		13	7	20	100.00
M.A – Arabic	10	3	6	-	9	90.00
M.A – Tamil	6		6	-	6	100.00
M.Com (C.S)	21	1	19	1	21	100.00
M.Com	34	1	32	1	34	100.00
M.Sc - Mathematics	30		17	2	19	63.33
M.Sc – Physics	8	1	7	-	8	100.00
M.Sc - Chemistry	13		9	-	9	69.23
M.Sc - Zoology	15		14	1	15	100.00
M.Sc - Computer Science	10	3	6	-	9	90.00
M.Sc - Information Technology	9	2	7	-	9	100.00
Total	192	11	151	13	175	91.00

2.12 How does IQAC Contribute/Monitor/Evaluate the Teaching & Learning processes:

- ✓ IQAC invites faculties from other colleges for interactions with our staff to know the best practices and innovations adopted in their institutions regarding teaching and learning. The inputs are analysed and modified to suit our needs and are implemented accordingly in the institution.

The Annual Quality Assurance Report (AQAR) – 2016 -2017

2.13 Initiatives undertaken towards faculty development

<i>Faculty / Staff Development Programmes</i>	<i>Number of faculty benefitted</i>
Refresher courses	18
UGC – Faculty Improvement Programme	31
HRD programmes	22
Orientation programmes	8
Faculty exchange programme	-
Staff training conducted by the university	5
Staff training conducted by other institutions	13
Summer / Winter schools, Workshops, etc.	19
Others	7

2.14 Details of Administrative and Technical staff

Category	Number of Permanent Employees	Number of Vacant Positions	Number of permanent positions filled during the Year	Number of positions filled temporarily
Administrative Staff	35	25	13	Nil
Technical Staff				
Supporting Staff				

The Annual Quality Assurance Report (AQAR) – 2016 -2017

Criterion – III

3. Research, Consultancy and Extension

3.1 Initiatives of the IQAC in Sensitizing/Promoting Research Climate in the institution

- In pursuance of the appointment of senior faculty member as a research co-ordinator last year the IQAC requested him to convene frequent meetings to sensitize the teaching faculty towards the promotion of research. Furthermore, the IQAC has initiated him to motivate his colleagues to pursue minor / major research projects.

3.2 Details regarding major projects

	Completed	Ongoing	Sanctioned	Submitted
Number	-	-	-	01
Outlay in Rs. Lakhs	-	-	-	2.3

3.3 Details regarding minor projects

	Completed	Ongoing	Sanctioned	Submitted
Number	-	04	-	-
Outlay in Rs. Lakhs	-	11.75	-	-

3.4 Details on Research publications

	International	National	Others
Peer Review Journals	39	22	-
Non-Peer Review Journals	-	05	-
e-Journals	04	02	-
Conference proceedings	09	01	-

3.5 Details on Impact factor of publications:

Range Average h-index Nos. in SCOPUS

The Annual Quality Assurance Report (AQAR) – 2016 -2017

3.6 Research funds sanctioned and received from various funding agencies, industry and other organisations

Nature of the Project	Duration Year	Name of the funding Agency	Total grant sanctioned	Received
Major projects		UGC		4,46,275
Minor Projects		UGC	1,55,000	1,18,000
Interdisciplinary Projects	-	-	-	-
Industry sponsored	-	-	-	-
Projects sponsored by the University/ College	-	-	-	-
Students research projects (other than compulsory by the University)	-	-	-	-
Any Other (Specify)				
FDP		UGC	45,000	45,000
Autonomy Grant Financial Assistance		UGC		20,00,000
Sports Infrastructure		UGC		20,00,000
JRF		UGC		61,775
Total				46,71,050

3.7 No. of books published

i) With ISBN No. : 14 Chapters in Edited Books : 02

ii) Without ISBN No. : 04

3.8 No. of University Departments receiving funds from

UGC-SAP	<input type="text" value="-"/>	DST-FIST	<input type="text" value="-"/>
DPE	<input type="text" value="-"/>	DBT Scheme/funds	<input type="text" value="-"/>
CAS	<input type="text" value="-"/>		

3.9 For colleges

Autonomy	<input checked="" type="checkbox"/>	CPE	<input type="text" value="-"/>	DBT Star Scheme	<input type="text" value="-"/>
INSPIRE	<input type="text" value="-"/>	CE	<input type="text" value="-"/>	Any Other (specify)	<input type="text" value="DST – FIST
4 Departments"/>

3.10 Revenue generated through consultancy : NIL

The Annual Quality Assurance Report (AQAR) – 2016 -2017

3.11 No. of conferences organized by the Institution

Level	International	National	State	University	College
Number	-	01	-	-	04
Sponsoring agencies	-	UGC	-	-	Management Grant

3.12 No. of faculty served as experts, chairpersons or resource persons : 36

3.13 No. of collaborations

International National Any other

3.14 No. of linkages created during this year : NIL

3.15 Total budget for research for current year in lakhs :

From Funding agency From Management of University/College
Total

3.16 No. of patents received this year

Type of Patent		Number
National	Applied	NIL
	Granted	NIL
International	Applied	NIL
	Granted	NIL
Commercialised	Applied	NIL
	Granted	NIL

3.17 No. of research awards/ recognitions received by faculty and research fellows of the institute in the year

Total	International	National	State	University	Dist	College
4	-	4	-	-	-	-

3.18 No. of faculty from the Institution who are Ph. D. Guides:

and students registered under them

The Annual Quality Assurance Report (AQAR) – 2016 -2017

3.19 No. of Ph.D. awarded by faculty from the Institution :

22

3.20 No. of Research scholars receiving the Fellowships (Newly enrolled + existing ones)

JRF SRF Project Fellows Any other

3.21 No. of students Participated in NSS events:

University level	<input type="text" value="58"/>	State level	<input type="text" value="08"/>
National level	<input type="text" value="05"/>	International level	<input type="text" value="-"/>

3.22 No. of students Participated in NCC events:

University level	<input type="text"/>	State level	<input type="text" value="45"/>
National level	<input type="text" value="28"/>	International level	<input type="text" value="-"/>

3.23 No. of Awards won in NSS:

University level	<input type="text" value="02"/>	State level	<input type="text" value="01"/>
National level	<input type="text" value="-"/>	International level	<input type="text" value="-"/>

3.24 No. of Awards won in NCC:

University level	<input type="text" value="-"/>	State level	<input type="text" value="-"/>
National level	<input type="text" value="-"/>	International level	<input type="text" value="-"/>

3.25 No. of Extension activities organized

University forum	<input type="text" value="-"/>	College forum	<input type="text" value="02"/>
NCC	<input type="text" value="02"/>	NSS	<input type="text" value="08"/>
Any other	<input type="text"/>		

3.26 Major Activities during the year in the sphere of extension activities and Institutional Social Responsibility:

- ✓ Dengue Awareness programme and rally organised
- ✓ 220 Units of Blood donated by the students
- ✓ Drive Safe Campaign organized
- ✓ In collaboration with US Consulate Tree planting project organised

The Annual Quality Assurance Report (AQAR) – 2016 -2017

- ✓ A village near Kandigai has been adopted by the NSS Unit of the college.
- ✓ Communal harmony programmes are organised in collaboration Russian Cultural Centre.
- ✓ Blankets distributed to people affected by fire in Besant Nagar.
- ✓ Food packet distributed to pavement dwellers and orphanage.
- ✓ Gifts distributed to various Orphanages.
- ✓ The students of the Department of Corporate Secretaryship spent a day with the Farmers of Uthiramerur.

Criterion – IV

4. Infrastructure and Learning Resources

4.1 Details of increase in infrastructure facilities:

Facilities	Existing	Newly created	Source of Fund	Total
Campus area	13 Acres (566280 sq. ft)	-	-	-
Class rooms	34410 sq.ft	-	-	-
Laboratories	35679 sq.ft	-	-	-
Seminar Halls	4	-	-	-
No. of important equipments purchased (\geq 1-0 lakh) during the current year.	-	-	-	-
Value of the equipment purchased during the year (Rs. in Lakhs)	-	-	-	-
Others				
1. Library : 27000 sq.ft (Library & Separate Building for Management with separate cabinets for meetings)				
2. Management Cabinet Hall				
3. Sports Pavilion				
4. Table Tennis Court				
5. Separate Rooms for Physical Education, NCC & Canteen				
6. The New Digitilized Library was introduced				
7. Automated Library Transaction are being carried out in the Library				
8. E-Gate Entry System was introduced in the Library				

The Annual Quality Assurance Report (AQAR) – 2016 -2017

4.2 Computerization of administration and library

- ✓ The New digitalized Library was inaugurated
- ✓ SMS facilities for information's to students and Staff was started
- ✓ Entire admission process is computerized.
- ✓ Automated library transactions is being carried out
- ✓ E-Gate entry system was introduced

4.3 Library services:

	Existing		Newly added		Total	
	No.	Value	No.	Value	No.	Value
Text Books	95749	10524772	1958	386731	97707	10911503
Reference Books	1689	335500	97	24250	1786	386312
e-Books	1. N-list subscription (more than 1,20,000 e-resources) under 12b scheme and 2. More than 320 Free CDs and DVDs 3. More than 800 e-books (freely available on the web)					
e-Journals						
Journals / Magazine	3150 – Issues 102 Subscriptions	320833	1100	113150	4250 – Issues 102 – Subscriptions	433983
Others (Book Bank)	21896	2321880	651	128099	22547	2449979

The Annual Quality Assurance Report (AQAR) – 2016 -2017

4.4 Technology up gradation (overall)

	Total Computers	Computer Labs	Internet Speed	Browsing Centres	Computer Centres	Office	Departments	Others
Existing	250	8	20 MBPS	1	4 Labs	20	24	-
Added	-	-	10 MBPS	-	-	-	-	-
Total	250	8	30 MBPS	1	4 Labs	20	24	-

4.5 Computer, Internet access, training to teachers and students and any other programme for technology upgradation (Networking, e-Governance etc.)

The entire college is Wi-Fi enabled which would help the teachers to update themselves with latest trends.

4.6 Amount spent on maintenance in Rs.:

Particulars	Shift - I	Shift - II
ICT		
Campus Infrastructure and facilities	35,94,765	
Equipment's	9,98,510	4,71,440
Others	46,41,006	
Total	92,34,281	4,71,440

Criterion – V

5. Student Support and Progression

5.1 Contribution of IQAC in enhancing awareness about Student Support Services

- ✓ Students feedback were collected and necessary information transferred to concerned people for constructive action.
- ✓ A mega inter departmental talent hunt (New Diamond Fest) was organized on the recommendations of IQAC.

The Annual Quality Assurance Report (AQAR) – 2016 -2017

- ✓ IQAC conducts an Orientation program for First year students during the beginning of every semester to instruct them about the examination system, Infrastructure available in the campus, scholarship, health center, sports facilities, meeting with department heads, Office and evaluation procedure.

5.2 Efforts made by the institution for tracking the progression

Periodic monitoring by IQAC of various Centers in the college like library, health center and Scholarship.

5.3 (a) Total Number of students

UG	PG	Ph. D.	Others
4629	348	145	61 (M.Phil)

(b) No. of students outside the state

212

(c) No. of international students

12

Last Year						This Year					
General	SC	ST	OBC	Differently abled	Total	General	SC	ST	OBC	Differently abled	Total
264	415	34	4463	7	5183	88	338	24	4734	12	5196

5.4 Details of student support mechanism for coaching for competitive examinations (If any)

- Conducted Coaching Classes for Civil Service examinations and NET/SET Examinations.

○ No. of students beneficiaries

85

5.5 No. of students qualified in these examinations

NET	04	SET/SLET	12	GATE	-
IAS/IPS etc	-	State PSC	02	UPSC	-
CAT	24	Others	03		

The Annual Quality Assurance Report (AQAR) – 2016 -2017

5.6 Details of student counseling and career guidance

- Appointment of Class Counselors
- Career Guidance Cell for enabling students to prepare for Placements
- Open Day conducted in every semester
- SMS facilities to update students information's to their parents

No. of students benefitted

5.7 Details of campus placement

<i>On campus</i>			<i>Off Campus</i>
Number of Organizations Visited	Number of Students Participated	Number of Students Placed	Number of Students Placed
12	1450	252	27

5.8 Details of gender sensitization programmes

Through periodical Moral Instruction classes, Gender equality and Created awareness created among the students

5.9 Students Activities

5.9.1 No. of students participated in Sports, Games and other events

State/
University level National level International level

No. of students participated in cultural events

State/
University level National level International level

5.9.2 No. of medals /awards won by students in Sports, Games and other events

Sports

State/
University level National level International level

Cultural

State/
University level National level International level

The Annual Quality Assurance Report (AQAR) – 2016 -2017

5.10 Scholarships and Financial Support

	Number of students	Amount
Financial support from institution	799	89,30,200
Financial support from government	641	20,47,670
Financial support from other sources	-	-
Number of students who received International/ National recognitions	-	-

5.11 Student organised / initiatives

Fairs

State/

University level

National level

International level

Exhibition

State/

University level

National level

International level

5.12 No. of social initiatives undertaken by the students

18

5.13 Major grievances of students (if any) redressed:

- Security guards for students parking lot.
- Online payment of Examination Fees.
- Flood Light Shuttle Court for Hostel Students.
- Two Mega Talent Hunt programmes organised

Criterion – VI

6. Governance, Leadership and Management

6.1 State the Vision and Mission of the institution

Vision

To set high standards of general. Vocational and professional education, dissemination of learning and incessant search for new knowledge.

Mission

To empower young men of our society to face the challenges of life such as competitiveness in the job market with courage and commitment by quality education and thereby inculcating in them secular values and emotional balance.

6.2 Does the Institution has a management Information System

Yes. MIS is in place.

6.3 Quality improvement strategies adopted by the institution for each of the following:

6.3.1 Curriculum Development

- Board of studies convened every year and suitable modification is carried out as and when necessary
- Students appraisal of teachers obtained every year and grievances if any redressed
- Feedback from parents, students on their syllabus obtained and necessary modification done accordingly

6.3.2 Teaching and Learning

- Smart board installed in various departments
- Technology aided methodology introduced in select classes
- International journals subscribed in the Central library in addition to latest collection of books related to general studies and current affairs
- Teachers encouraged to attend seminars, workshops and conferences to be shared with other faculty members on their returned.
- More than 2,000 New Books worth about 4.1 lakhs added to the General Library

6.3.3 Examination and Evaluation

- Online Exam application, Hall Tickets generation and payment of fees.
- Website / SMS facility for exam seating.
- Modifications made in the components of the Continuous Internal Assessment (CIA) based on students feedback with more weightage to model examination and class test.

The Annual Quality Assurance Report (AQAR) – 2016 -2017

- Assistant camp officers nominated to assist camp officer and controller of the examinations for faster publication of results and redressal of student's grievances.

6.3.4 Research and Development

- 3 faculty members have availed FDP facility to pursue their research.
- 50 candidates have registered for Ph.D programmes under various guides.
- Ph.D Programme Guideship has been recognized by the University of Madras which encourages the staff in the college to pursue research.
- Research Guides are encouraged to go abroad for paper presentations.
- Staff members are encouraged to apply for major and minor projects with various funding agencies.

6.3.5 Library, ICT and physical infrastructure / instrumentation

- Campus Wi-Fi speed has been increased to 30 mbps.
- 1,100 New journals added to the library
- About 2,000 new books, 800 e-books, 320 Cd/ DVD are added to the library
- N-List service subscribed
- Digital Question Bank
- Free internet services
- CC TV surveillance services
- Ambiance of the library improved

6.3.6 Human Resource Management

- Temporary Faculty are given permission to perform Haj Pilgrimage and also their salary paid during their period of absence.
- Temporary Faculty are given Non-refundable financial assistance to meet their medical assistance.
- Permanent Faculties are given medical advance to meet their medical expenses.
- College encourages staff to avail FDP leave to pursue research.
- Permission granted to staff to utilize the infrastructure of the college.

6.3.7 Faculty and Staff recruitment

- 9 Qualified Staff members are recruited in various disciplines in the permanent vacancies.

6.3.8 Industry Interaction / Collaboration

- 15 days to 45 days internship programme for students of various discipline, helps them in hands on training, which is also part of the curriculum.
- Industrial experts are invited to conduct workshops on latest developments in the field of technology.

6.3.9 Admission of Students

- Admission committee comprising administrators, academicians and other members of the college were constituted.
- Students admission is carried out based on their academic excellence and their talents

The Annual Quality Assurance Report (AQAR) – 2016 -2017

- Preference is given to first generation learners and students from minority communities

6.4 Welfare schemes for

- Financial assistance for medical emergencies
- Festival Loan (for both permanent and temporary faculty)
- Staff Tour
- Fee concessions for wards of the staff
- The facility of Personal Loans

6.5 Total corpus fund generated

6.6 Whether annual financial audit has been done

Yes No

6.7 Whether Academic and Administrative Audit (AAA) has been done?

Audit Type	External		Internal	
	Yes/No	Agency	Yes/No	Authority
Academic	-	-	-	-
Administrative	-	-	-	-

6.8 Does the University/ Autonomous College declare results within 30 days?

For UG Programmes Yes No

For PG Programmes Yes No

6.9 What efforts are made by the University/ Autonomous College for Examination Reforms?

- Multiple Choice Questions (MCQ) with OMR sheets for foundation English at CIA Level and Environmental Studies at End Semester level.
- More examiners are invited for evaluation work which enables to publish the results on time.
- Online Exam application and hall ticket generation.
- Online fee payment, Exam seating allotments sent through SMS and also posted on the website.
- Sealed Question packets are sent to the halls to be open in front of the student's

The Annual Quality Assurance Report (AQAR) – 2016 -2017

6.10 What efforts are made by the University to promote autonomy in the affiliated/constituent colleges?

NA

6.11 Activities and support from the Alumni Association

- The Alumni association members are personally helping the deserving students to pursue their education by helping them with financial assistance.
- Part time employment is also provided to needy students in their concerns

6.12 Activities and support from the Parent – Teacher Association

Periodical meetings of the Parent Teacher Association reviews the academic performance and help in maintaining discipline in the campus.

6.13 Development programmes for support staff

The institution is helping the support staff in all possible ways to improve their skills and talents. They are given permission and leave to attend training programmes.

6.14 Initiatives taken by the institution to make the campus eco-friendly

- Rain water harvesting has been installed at vantage locations in the college campus to conserve the water table in the campus.
- The institution promotes the concept of ‘reduce, reuse and recycle’. The college re affirms to contribute its mite to protect the environment.
- Green cover is improved in the campus.

Criterion – VII

7. Innovations and Best Practices

7.1 Innovations introduced during this academic year which have created a positive impact on the functioning of the institution. Give details.

- QR Codes on text books to access text as well as notes and also e-books and videos has created a new interest in the learners.
- MCQs and the use of OMR have generated good impact on the students.
- NO ID NO ENTRY has made the campus, safe campus

7.2 Provide the Action Taken Report (ATR) based on the plan of action decided upon at the beginning of the year

- Modern Gym has been provided to the use of students and staff.
- Online Exam application form, payment of fees and downloading of hall tickets have helped the students’ to save time.
- All the departments have convened the Board of studies and have revised the syllabus to suit the market needs.

The Annual Quality Assurance Report (AQAR) – 2016 -2017

7.3 Give two Best Practices of the institution (please see the format in the NAAC Self-study Manuals)

- Importance given to Moral instructions and Value education classes
- SMS facilities to staff and students help in getting instant updates events in the college.

7.4 Contribution to environmental awareness / protection

- The Institution organizes campaigns every year for spreading awareness among the students and also the nearby public residing in neighbouring areas regarding protection against various diseases like dengue, malaria etc.,
- The campus is Eco-friendly and also spreads the same message to the neighbours by ways of rallies and pamphlets.

7.5 Whether environmental audit was conducted?

Yes

No

7.6 Any other relevant information the institution wishes to add. (for example SWOT Analysis)

Strength:

- Well Qualified and Experienced Faculty.
- Good Academic Environment.
- Updated Syllabus based on current needs.
- Campus Placement.

Weakness:

- Attitude of the students towards general learning and language learning.
- Presence of traditional class rooms.
- Lack of Sponsored Funding for the conduct of academic programmes like conferences / seminars / workshops.
- Admission procedure.

Opportunities:

- Scope for research consultancy with various organizations.
- Departmental infrastructure can be used after working hours.
- Due to good academic and practical based teaching training programs, institute may have better placement in various organizations for our students.

Challenges:

- Need to cope up with current trends, enabling rural students to meet the globalized world.
- Developing the attitude of the students to understand their responsibilities.

The Annual Quality Assurance Report (AQAR) – 2016 -2017

8. Plans of institution for next year

- Preparation for autonomy extension to be initiated.
- To apply for star college status.
- Workshop and seminars by IQAC
- Entrepreneur cell to be established
- Bi-annual journal to be launched.
- Online question bank.
- To introduce more add-on courses to improve employability.
- All departments to make their texts and notes available online / blog.
- Mark sheets and transfer certificate to be printed in non-tearable sheets with more security features.

Mr. S. A. Sheik Mohamed
Coordinator, IQAC

Mr. A, Mohamed Ashraf
Hon, Secretary & Correspondent

Dr. Major Zahid Husain
Principal

The Annual Quality Assurance Report (AQAR) – 2016 -2017

Annexure 1

Academic Calendar 2016-2017

I / III / V Semester

16-06-2016	Thursday	College reopens after summer vacation
02-07-2016	Saturday to	
10-07-2016	Sunday	Ramadhan holidays
15-08-2016	Monday	Independence Day
22-08-2016	Monday	IQAC Meeting
29-08-2016	Monday	Commencement of CIA Test
06-09-2016	Tuesday	Last date for submission of first assignment
10-09-2016	Saturday to	
15-09-2016	Thursday	Bakrid Holiday
16-09-2016	Friday	Last date of submission of exam application forms
02-10-2016	Sunday	Gandhi Jayanthi Holiday
10-10-2016	Monday	Ayutha Pooja Holiday
12-10-2016	Wednesday	Muharam 10th Day Holiday
06-10-2016	Thursday	IQAC Meeting
13-10-2016	Thursday	Issue of Hall-Tickets
14-10-2016	Friday	Last date for submission of second assignment
20-10-2016	Thursday	Model exams begins
01-11-2016	Tuesday	IQAC Meeting
05-11-2016	Saturday	Last date for submission of CIA Marks
07-11-2016	Monday	Commencement of I/III/V Semester examinations

II / IV / VI Semester

30-11-2016	Wednesday	College reopens for even semester
07-12-2016	Wednesday	IQAC Meeting
13-12-2016	Tuesday	Milad-un-Nabi Holiday
25-12-2016	Sunday to	
31-12-2016	Saturday	Christmas Holiday
01-01-2017	Sunday	New Year Day Holiday
06-01-2017	Friday	Last date for submission of first assignment
14-01-2017	Saturday to	
16-01-2017	Monday	Pongal Holiday
20-01-2017	Friday	IQAC Meeting
24-01-2017	Tuesday	Issue of semester exams application
26-01-2017	Thursday	Republic Day Holiday
06-02-2017	Monday	Commencement of CIA Test
16-02-2017	Thursday	IQAC Meeting
22-02-2017	Wednesday	Last date of submission of exam application forms
20-03-2017	Monday	Model exams begins
07-04-2017	Friday	Last date for submission of CIA Marks
10-04-2017	Monday	Commencement of II/IV/VI Semester examinations